



# Lesson 78 Characters 232-234 当 事 行

## Quiz

### Part I

#### Instructions

1. Fill in the Pinyin and English meaning.
2. Don't forget to add the tones for pinyin (you can add a number 1, 2, 3, or 4 behind each syllable instead of tone/accent marks.)
3. After you've finished, check your work against the Answer Key.
4. Give yourself one point for each blank that you filled in correctly.

Character(s) or Phrase	Pinyin	English
当老师		
我没事		
行人		

### Part II

#### Instructions

1. Identify the characters you learned in this lesson and previous lesson(s). If you've printed this page, you can circle those characters. If you're using the PDF file, you can check the box below the characters you know.
2. After you've finished, check your work against the Answer Key on the next page.
3. Give yourself one point for each character that you correctly identified.

争 事 最 吏 史 重

净 冷 令 今 坐 去

衍 很 得 街 卦 行

茶 样 英 笑 菜 差



## Part III

















### Instructions

1. Match one component from column "A" column with one component from column "B" to form a character that you know, keeping in mind that the components may not necessarily be combined side-by-side. See the image below for reference. Use each component just once.
2. Write or type the character in column "C" column, followed by its meaning(s) in column "D."
3. Give yourself one point for each blank that you filled in correctly.

A Components	B Components	C Characters	D Character Meaning(s)
又	ㄣ		
土	亅		
彳	亅		
口	鸟		
リ	巾		
	彳		

For Your Reference: The Structure of Chinese Characters

The following shows 17 different ways that components are combined to form characters. There is a sample character under each picture to help you get a better idea.

1 	2 	3 	4 	5 	6 	7 	8 
人	林	思	谢	意	句	庙	还
9 	10 	11 	12 	13 	14 	15 	16 
建	斗	同	医	国	数	楼	森
							想



## Answer Key for Part I

Character(s) or Phrase	Pinyin	English
当老师	dāng lǎo shī	be a teacher
我没事	wǒ méi shì	I am fine. (Lit. Nothing is wrong.)
行人	xíng rén	pedestrian (Lit. walking person)

## Answer Key for Part II

zhēng shì zuì lì shǐ zhòng/chóng

争 事 最 吏 史 重

jìng lěng lìng jīn zuò qù

净 冷 令 今 坐 去

yǎn hěn dé/děi jiē guà xíng/háng

衍 很 得 街 卦 行

chá yàng yīng xiào cài chà/chāi

茶 样 英 笑 菜 差

## Answer Key for Part III

	Correct characters	Correct meaning(s)	Pinyin
又	号	number (in a series)/ day/size	hào
土	行	okay/ go/walk	xíng
彳	鸡	chicken	jī
口	帅	handsome	shuài
丿	场	ground/ field	chǎng

Total Score from Parts I, II and III: \_\_\_\_\_ / 30.